



Mixed Movements

Overview of key figures and trends

➔ 110 K

People entered Panama through the Darien province in Q1 2024 (26% higher compared to Q1 2023).



64% VENEZUELAN
8% ECUADORIAN
7% HAITIAN
6% COLOMBIAN

Main nationalities in the Darien province in Q1 2024.

➔ 134 K

People entered irregularly in Honduras in Q1 2024 (120% higher compared to Q1 2023)

+ 24 K

Individuals have applied for asylum in Mexico in 2023.



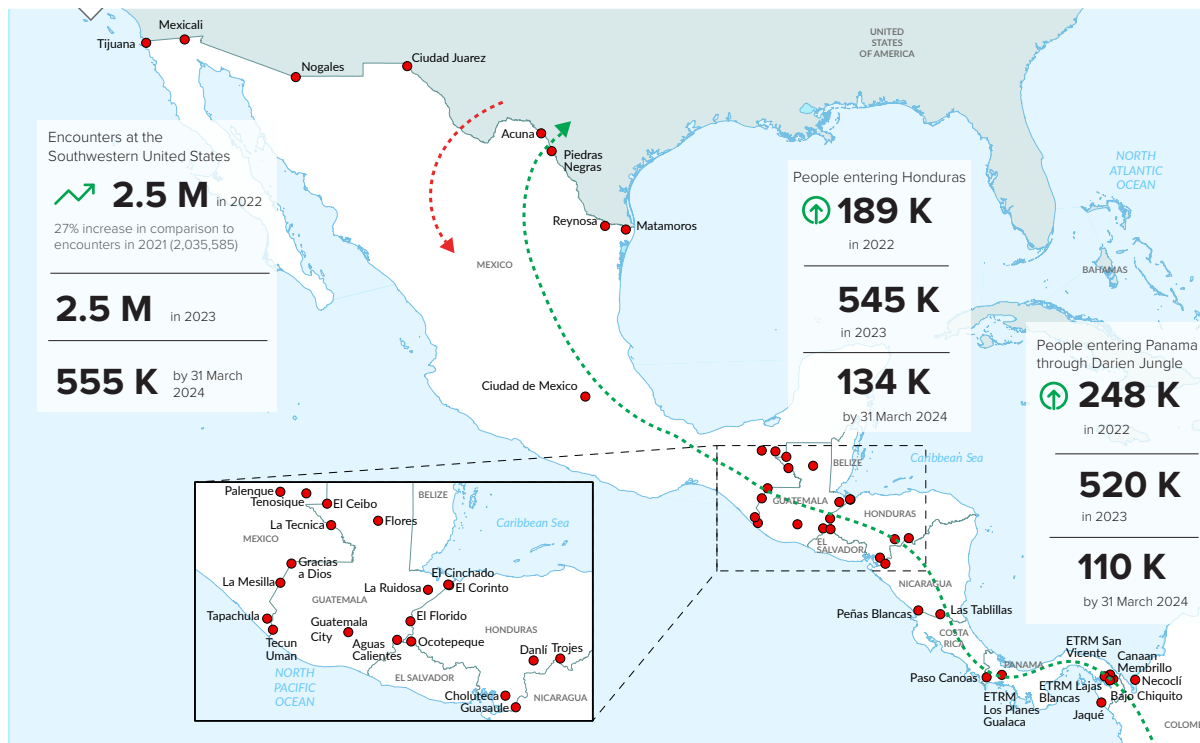
360 K

Encounters recorded in Mexico in Q1 2024. Highest number for a quarter recorded in history.



555 K

Encounters recorded at the Southwest border of the United States in the Q1 2024. Highest number for a quarter recorded in history.



Note: This map is for illustration purposes only. The boundaries and names shown, and the designations used on this map do not imply official endorsement or acceptance by the UN.

Sources: SNM Panama, INM Honduras, CBP United States, UNHCR, 2024.

The first quarter of 2024 marked a significant 26 per cent increase in the number of individuals arriving in the Darien compared to the same period in 2023. Migration authorities recorded 110,008 arrivals during the initial three months of 2024, with the majority—64%—originating from the Bolivarian Republic of Venezuela (hereafter Venezuela). Following were nationals from Ecuador (8%) and Haiti (7%). Despite this, the number of Haitians crossing the Darien continued to decline, reaching levels akin to those of the first quarter of 2022, as they sought alternative routes, particularly through Nicaragua. Moreover, the demographic composition of extracontinental arrivals underwent a slight shift, with Chinese, Angolans, and Afghan nationals emerging as the most prominent, in contrast to 2023, when individuals from India ranked among the top three.

Refugees and migrants taking part in mixed movements across the region persistently face perilous conditions and protection risks, including theft, harassment, extortion, physical assault, and gender-based violence along their journey. In the first quarter of 2024, 326 people on the move were reported missing across North America, Central America, the Caribbean, and South America. Tragically, 232 fatalities occurred mainly due to drowning along maritime routes in the Caribbean, highlighting the enduring risks and hardships encountered by those engaged in such movements



Mixed Movements Overview of key figures and trends

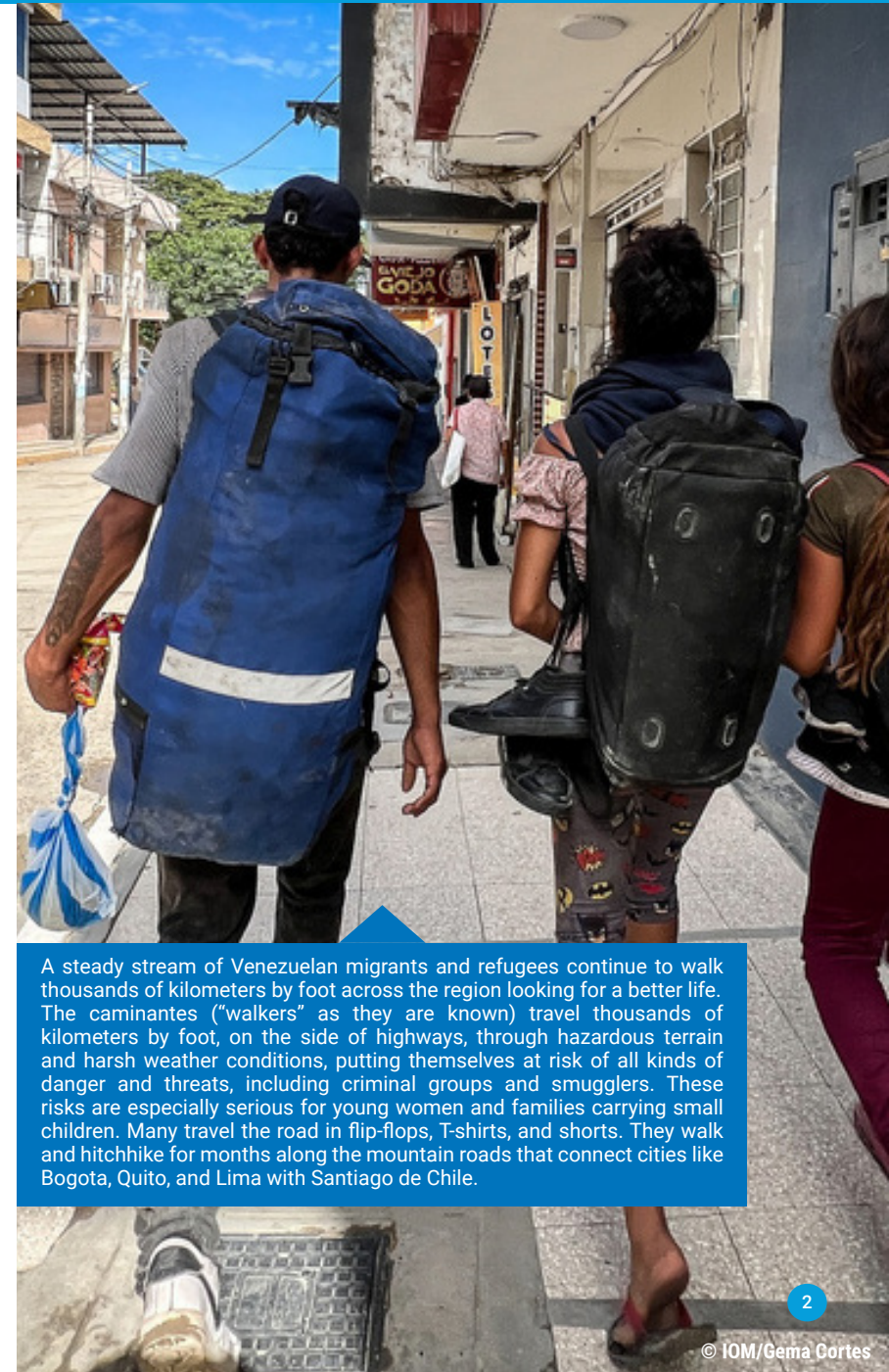
The persistence of mixed movements across Central America and Mexico continues to impact transit countries, particularly at border and other key areas where reception capacities and services remain under significant strain. In Costa Rica, during the first trimester of 2024, 110,740 people traveled by bus from the Temporary Migratory Reception Stations in Panama. They typically arrived at the Temporary Migrant Attention Center (CATEM) on the border between Panama and Costa Rica, before continuing their journey by bus to the Nicaraguan border. In terms of asylum applications, 4,945 new asylum claims were lodged in the first trimester. The main nationalities of the applicants were Nicaraguan (86%), followed by Cuban (5%) and Venezuelan (5%).

Increasing movements continue to be reported in Honduras, with 133,518 people reported to have entered the country irregularly during the first quarter of 2024. This represents a 120 per cent increase compared to the reports of first quarter of 2023. The predominant nationalities include Venezuelan (47%), Cuban (15%), Ecuadorian (7%), and Haitian (7%), with Ecuadorians now surpassing Haitian nationals. In Guatemala, as in 2023, the main nationalities observed transiting the country were Venezuelans and Hondurans, followed by Ecuadorians and Nicaraguans in smaller numbers.

In Mexico, 359,591 encounters were reported between January and March 2024, representing a 200 per cent increase from the same period in 2023. The predominant nationalities during this period were Venezuelans (25%), Hondurans (10%), and both Ecuadorians and Guatemalans (10%). Colombians also notably increased, now surpassing Haitians compared to last year. Additionally, the first quarter of the year recorded 23,753 new asylum claims, a decrease of 38 per cent compared to the same period last year, likely influenced by changes in documentation/processing modalities and a reduction in Haitian applicants. The primary nationalities of asylum seekers were Honduran (44%), Cuban (22%), and Haitian (8%). This indicates a significant rise in claims from Honduran applicants over Haitians, who accounted for nearly 60% of the claims in the first quarter of 2023.

According to multiple data collection initiatives in the region, the primary goal of most individuals from Panama onwards is to reach the United States. Mexico is also becoming a popular destination, followed by a smaller percentage aiming for Canada. In the first quarter of 2024, there were more than half a million reported encounters at the U.S. Southwest land border, representing a 20 per cent increase compared to the same period in 2023. The primary nationalities include Mexicans (34%), Guatemalans (11%), Cubans (8%), and Venezuelans (7%). Compared to the same period in 2023, there has been a shift in the nationalities involved in these encounters, with Mexicans and Guatemalans remaining at the top of the list, now followed by Cubans and Venezuelans instead of Colombians and Hondurans.

Providing information to persons engaged in mixed movements on the risks of irregular movements, availability of essential services, including safe shelter spaces along the migration route, access to national asylum processes, and eligibility for resettlement and other pathways, is an ongoing priority. Without accurate information, individuals remain vulnerable to deception, are more likely to accept offers from smugglers, and to be subject to extortion, fraud, robbery, and abuse.



A steady stream of Venezuelan migrants and refugees continue to walk thousands of kilometers by foot across the region looking for a better life. The *caminantes* (“walkers” as they are known) travel thousands of kilometers by foot, on the side of highways, through hazardous terrain and harsh weather conditions, putting themselves at risk of all kinds of danger and threats, including criminal groups and smugglers. These risks are especially serious for young women and families carrying small children. Many travel the road in flip-flops, T-shirts, and shorts. They walk and hitchhike for months along the mountain roads that connect cities like Bogota, Quito, and Lima with Santiago de Chile.



Mixed Movements Panama – Darien

110,008

People have entered irregularly through the Darien province in 2024.



64% VENEZUELAN
8% ECUADORIAN
7% HAITIAN
6% COLOMBIAN
6% CHINESE

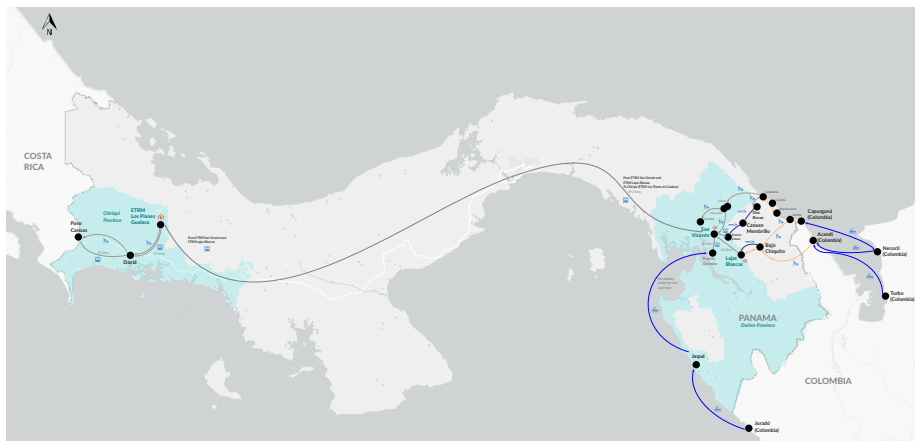
Main nationalities in 2024 (Jan - Mar) in the Darien.

37,166

Irregular entries in the Darien Province in February, representing the highest number in 2024.

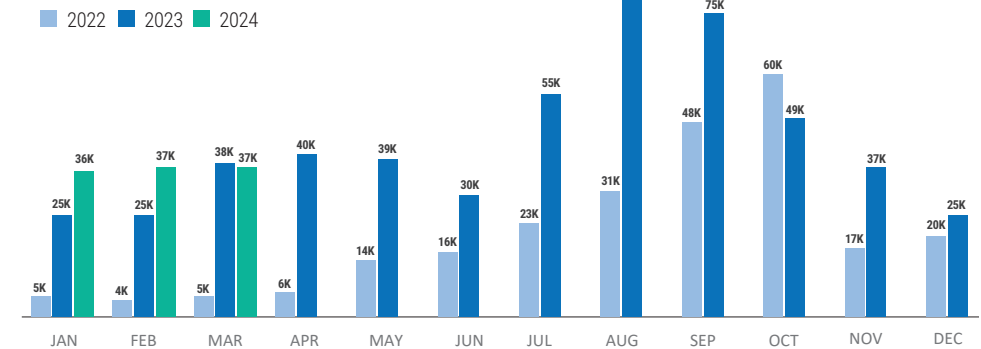
25%

more irregular entries in the Darien from January to March 2024, compared to the same period in 2023

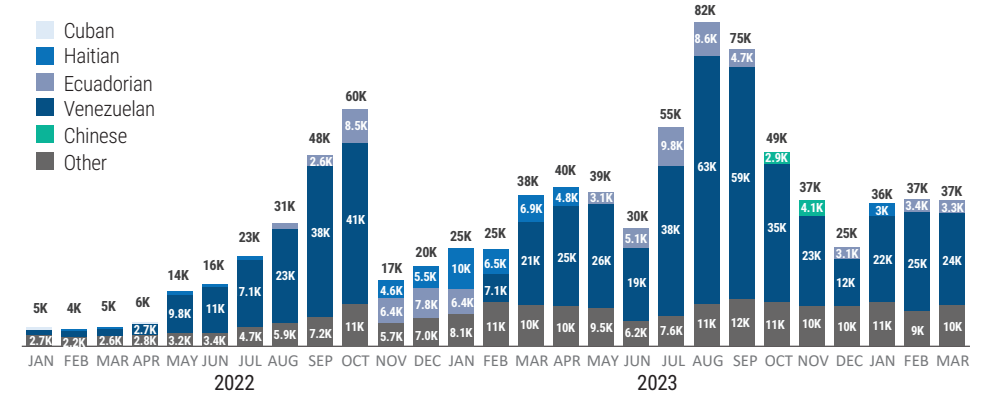


Source: UNHCR, 2024.

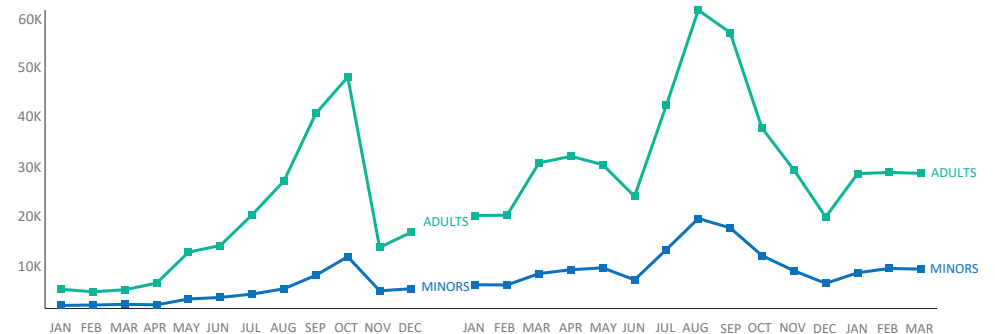
Irregular entries Darien | 2022 - 2024



Irregular entries by nationalities | 2022 - 2024



Irregular entries by age groups | 2022 - 2023



Source: Migraciones Panama.



Mixed Movements Panama



328

Individuals were interviewed by UNHCR between January and March 2024.,

entering Panama from Colombia in the Darien province (Migration Reception Centers Lajas Blancas, San Vicente and Paso Canoas).



51%

Men



49%

Women



33

Average age



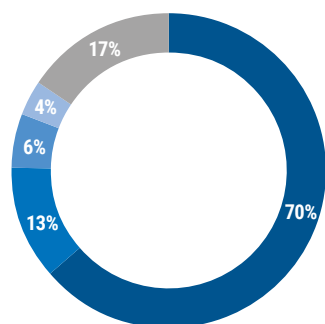
19

Different nationalities interviewed



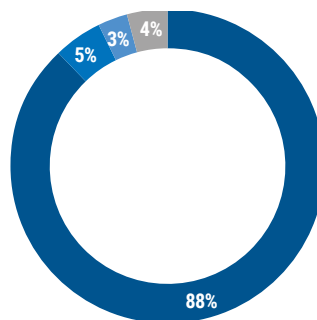
63%

Reported to have experienced protection incidents during their journey through the jungle.



Countries of origin

- Venezuela
- Colombia
- Ecuador
- Haiti
- Other



Countries of intended destination

- United States
- Mexico
- Canada
- Other

Food security



73%

of people faced lack of food and adopted severe coping strategies.

40% have regularly skipped meals and 33% spent whole days without eating.



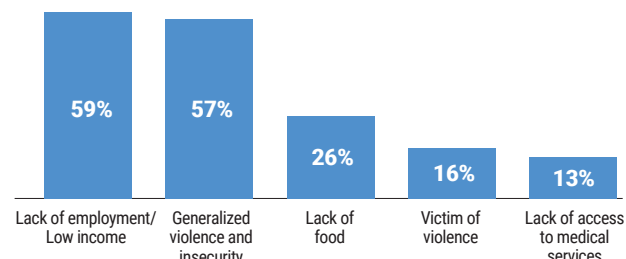
44%

Have an insufficient food consumption.

39% consumed one meal only and 5% none the day before the interview.

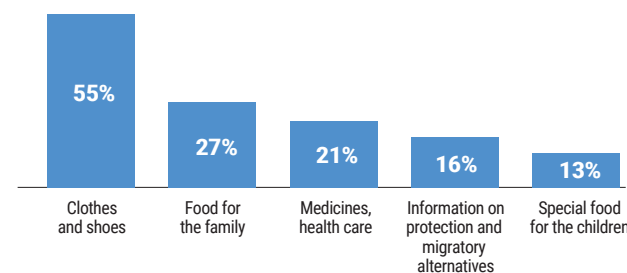
Main reasons to leave country of origin

(More than one option could be selected)



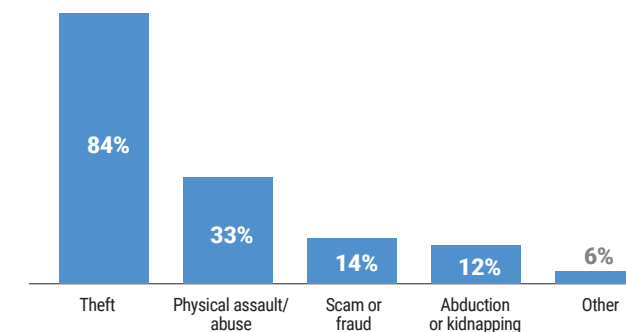
Main needs now and to continue the journey

(More than one option could be selected)



Main protection incidents in the Darien

(More than one option could be selected)



Source: [Mixed movement monitoring UNHCR-WFP, Panama, 2024.](#)



Mixed Movements Panama



591

Individuals were interviewed at temporary migratory reception stations Darien and Chiriqui by IOM, between January and March 2024



57%
Men



43%
Women



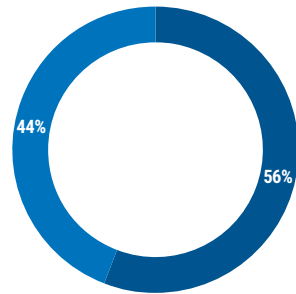
65% VENEZUELAN
18% COLOMBIAN
13% ECUADORIAN
2% HAITIAN

Main nationalities interviewed



32

Average age



Intention to return to country of origin

■ Yes
■ No



82%

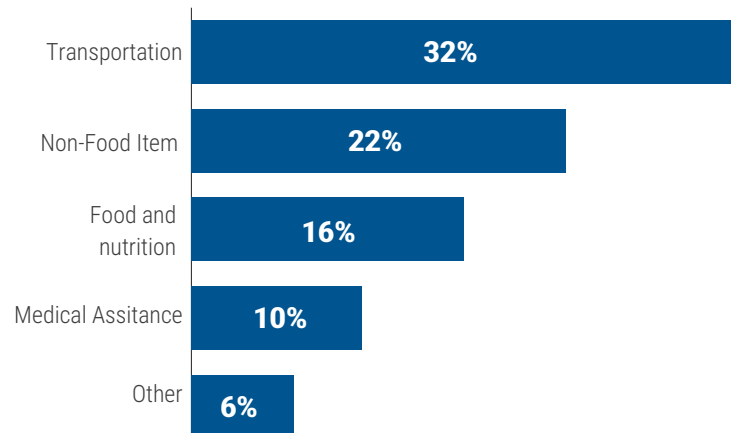
of interviewed individuals have completed secondary education.



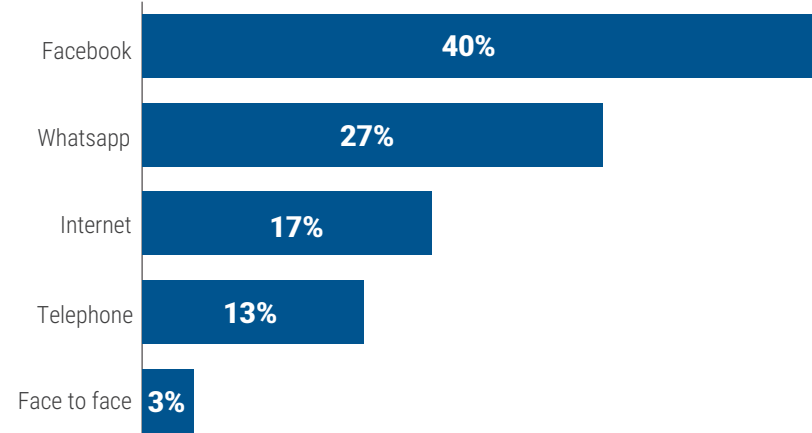
98%

of individuals mentioned the United States of America as their primary destination.

Main needs



Information channels used by refugees and migrants



Source: Interactive data dashboard on migrants in transit through the Americas



Mixed Movements Costa Rica



2,997

Individuals interviewed by IOM between January and March 2024.



79% VENEZUELAN
11% COLOMBIAN
5% ECUADORIAN
5% HAITIAN

Main nationalities interviewed.

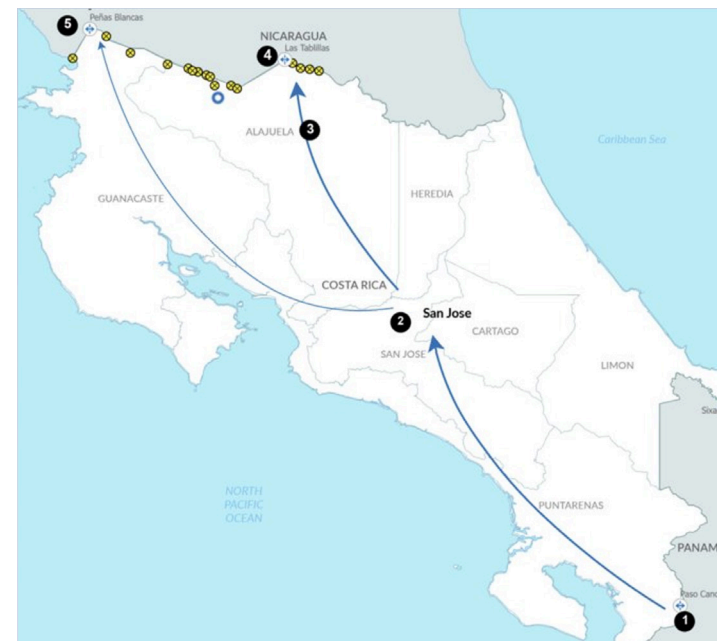


58%
Women



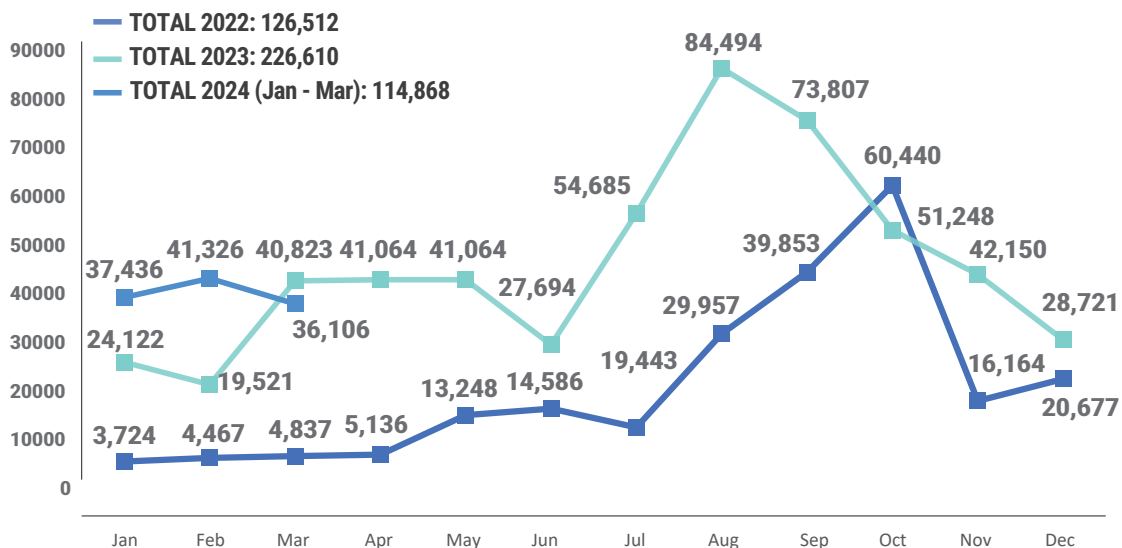
42%
Men

Source: Interactive data dashboard on migrants moving through the Americas in Costa Rica



Note: This map is for illustration purposes only. The boundaries and names shown, and the designations used on this map do not imply official endorsement or acceptance by the UN.

Recorded departures of refugees and migrants from Panama to Costa Rica



Around 36,106 people entered Costa Rica in March 2024 as part of the migratory flow across the Americas. The majority would have entered through Paso Canoas, on the border with Panama (99 %) with a daily average of 1,165. This represents a 13 per cent increase in flows compare to February 2024 (DTM, 2024b), and a 26% increase compared to December 2023. (DTM, 2023b).

Source: Migration Reception Station at Los Planes of Guacala, Chiriquí, Panamá, 2022-2024.



Mixed Movements Costa Rica

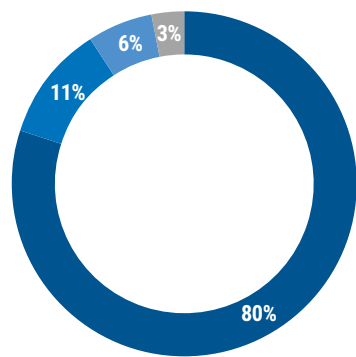
560
Individuals were interviewed by UNHCR between January and March 2024.
Interviews took place in Ciudad Neily, Paso Canoas and Los Chiles.

55%
Men
45%
Women

31
Average age

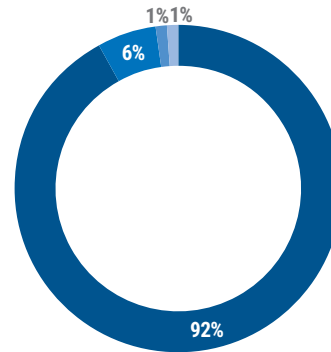
49%
Reported that the fear of generalized violence and insecurity was a reason to leave the country of origin.

74%
Reported to have experienced protection incidents in the route.



Countries of origin

- Venezuela
- Colombia
- Ecuador
- Other



Countries of destination

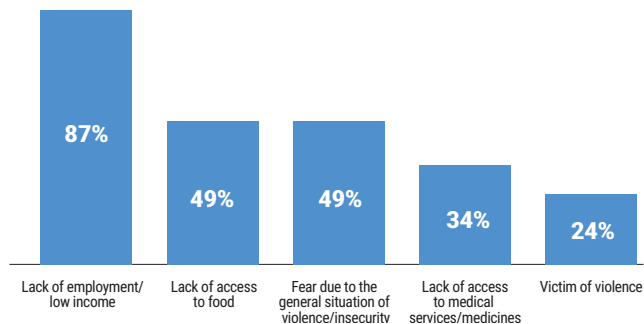
- United States
- Costa Rica
- Canada
- Mexico

Food security
83%
of people had food security issues in the last month.
23% spent whole days without eating and 60% have regularly skipped meals.

44%
Have an insufficient food consumption.
36% consumed one meal only and 8% none the day before the interview.

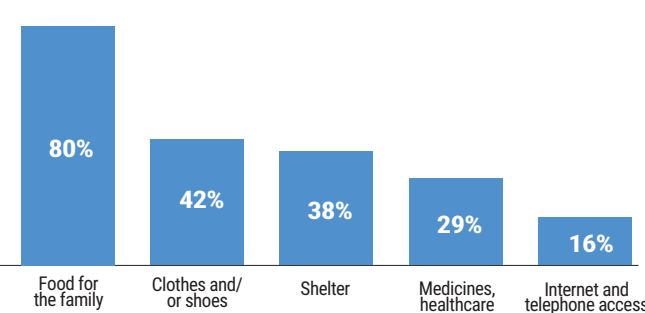
Main reasons to leave the country of origin

(More than one option could be selected)



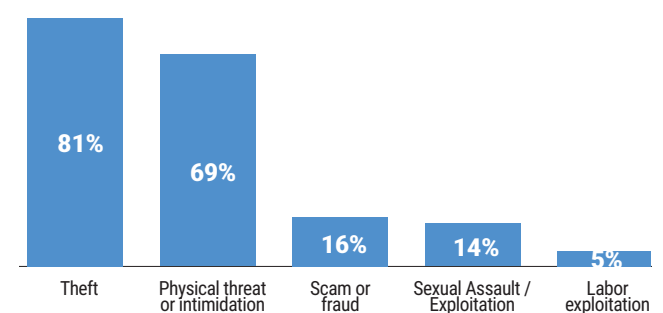
Main needs now and to continue the journey

(More than one option could be selected)



Main protection incidents during the route

(More than one option could be selected)



Source: Mixed movement monitoring UNHCR-WFP, Costa Rica, 2024.



Mixed Movements Honduras



498

Individuals were interviewed by UNHCR between January and March 2024.



60%
Men



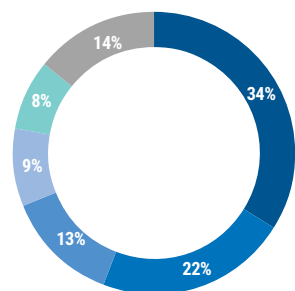
40%
Women



33
Average age

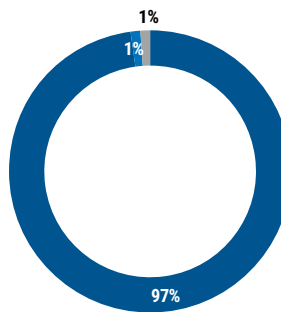


37%
Reported to have experienced protection incidents during their journey.



Countries of origin

- Venezuela
- Cuba
- Colombia
- Ecuador
- Haiti
- Other



Countries of intended destination

- United States
- Canada
- Other



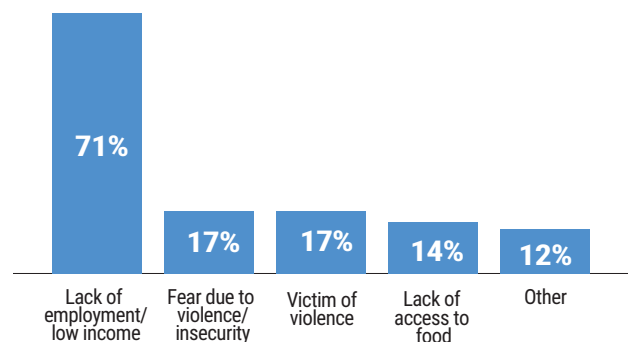
46%
of people have food security issues in the last month.
28% have regularly skipped meals and 18% spent whole days without eating.



34%
Have an insufficient food consumption.
29% consumed one meal only and 5% none the day before the interview.

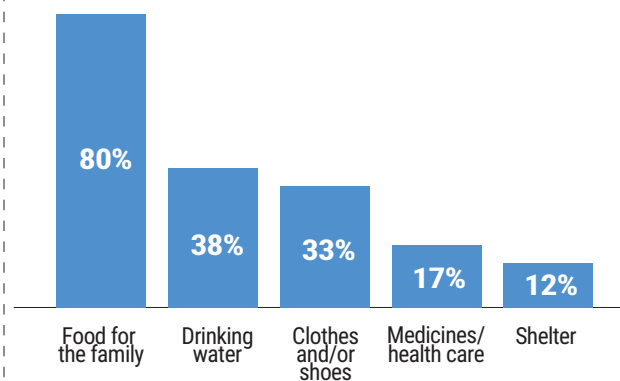
Main reasons to leave the country of origin

(More than one option could be selected)



Main needs now and to continue the journey

(More than one option could be selected)



Main protection incidents in the route before arrival to Honduras

(105 people who suffered protection incidents)



Source: Mixed movement monitoring UNHCR-WFP, Honduras, 2024.



Mixed Movements Guatemala

1,651

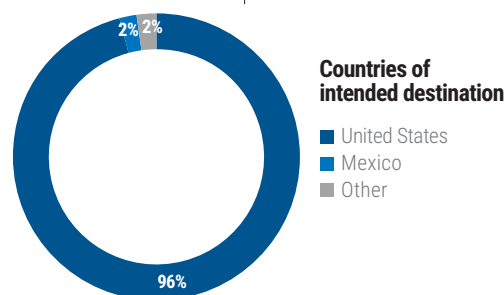
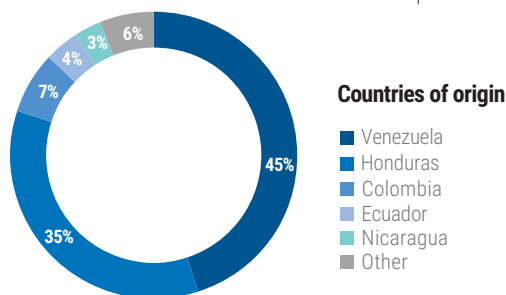
Individuals were interviewed by UNHCR between January and March 2024.

Interviews were conducted in several departments and border points including Petén, Chiquimula, Izabal, San Marcos, Huehuetenango as well as the capital Guatemala City.

64% Men
35% Women
1% non-binary

31 Average age
82% Reported to have experienced protection incidents in the route.

38% Reported that the fear of generalized violence and insecurity was a reason to leave the country of origin.

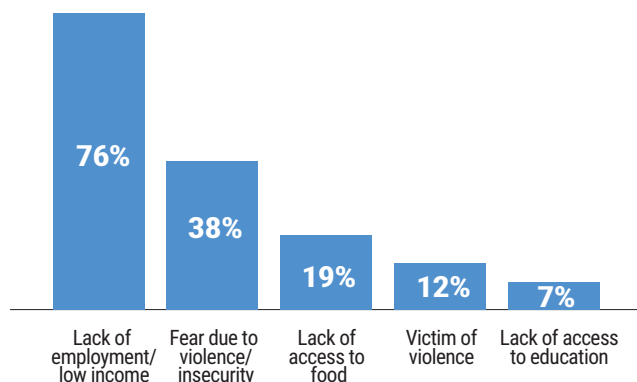


Food security
71% of people had food security issues in the last month.
54% have regularly skipped meals and 17% spent whole days without eating.

58% Have an insufficient food consumption.
53% consumed one meal only and 5% none the day before the interview.

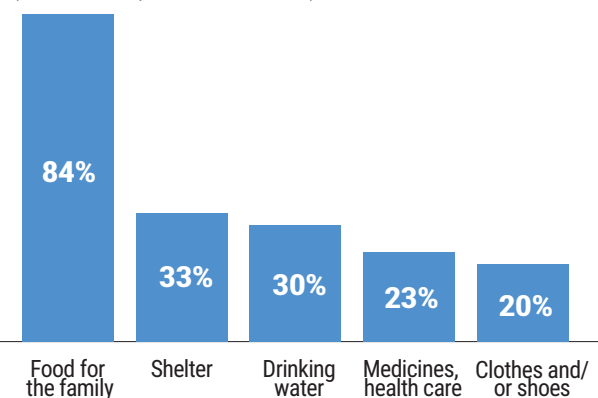
Main reasons to leave the country of origin

(More than one option could be selected)



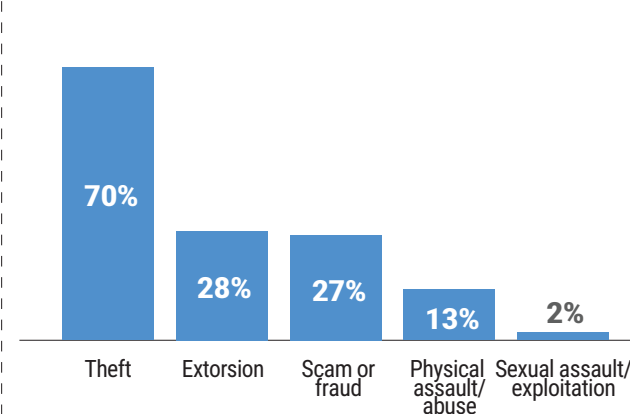
Main needs now and to continue the journey

(More than one option could be selected)



Main protection incidents during the route

(More than one option could be selected)



Source: Mixed movement monitoring UNHCR-WFP, Guatemala, 2024



Mixed Movements Guatemala



957

Individuals were interviewed by DTM Guatemala between January and March 2024.



60%

Men



32

Average age



13%

of women were pregnant or breastfeeding.



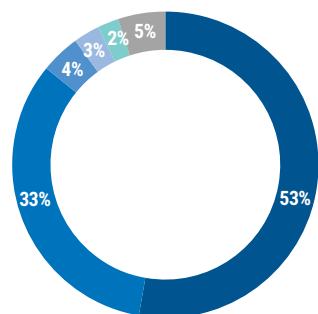
51%

of people interviewed reported having completed secondary education.



40%

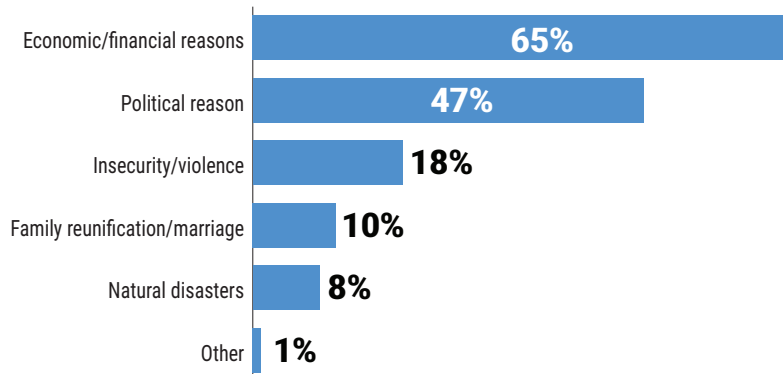
Women



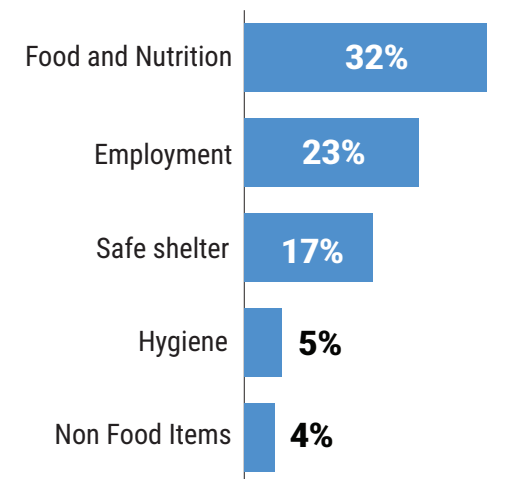
Countries of origin

- Venezuela
- Honduras
- Colombia
- Nicaragua
- Ecuador
- Other

Main reasons to leave the country of origin



Main needs now and to continue the journey



Note: The interviewees had the possibility of selecting several options, so the percentages will not add up to 100%.

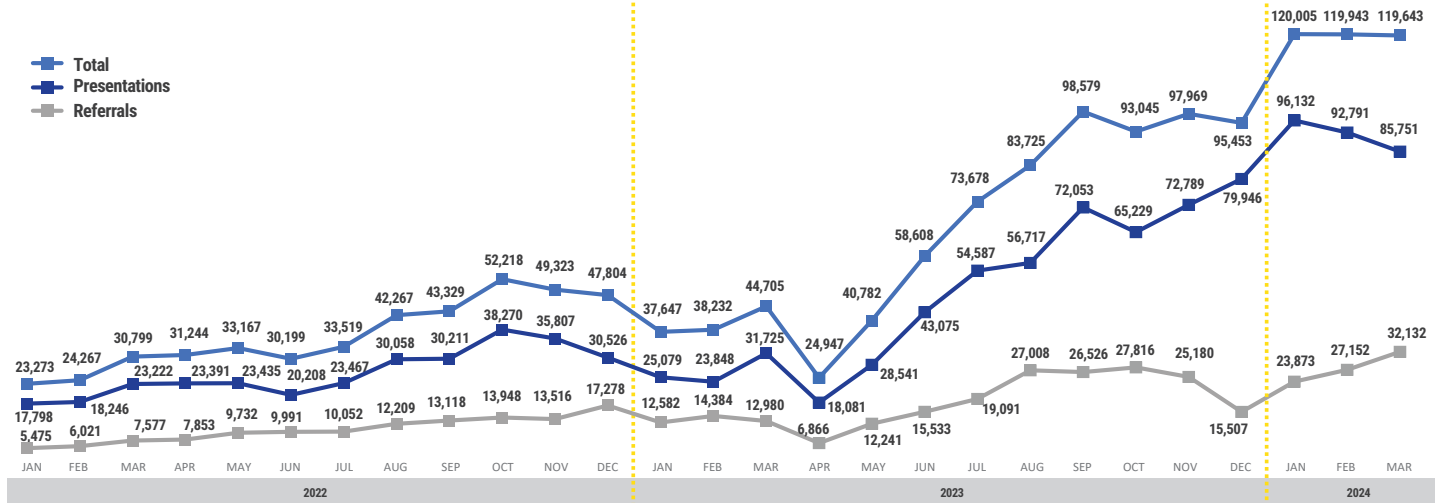
Source: Interactive data dashboard on migrants in transit through the Americas



Mixed Movements

Refugees and Migrants presence in Mexico (presentations and referrals)

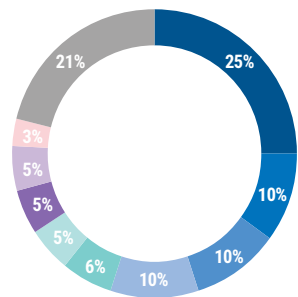
Refugees and migrants presented and referred to Mexican Immigration authorities 2022-2024 (Jan-Mar)



200%
Increase of presentations and referrals of refugees and migrants from January to March 2024 in Mexico compared with the total events of refugees and migrants with irregular situation in the same period in 2023.

120,005
January is the month with the highest number of irregular immigrant events in record

Refugees and migrants presented and referred to Mexican Immigration Authorities by country of origin and demographic group, January – March 2024

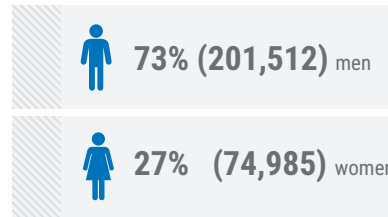


Main nationalities

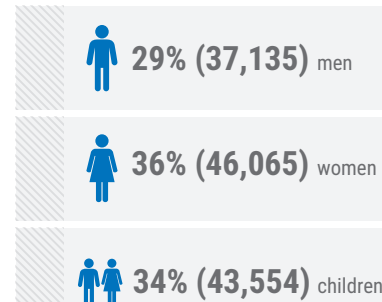
- Venezuelan
- Honduran
- Ecuadorian
- Guatemalan
- Colombian
- Nicaraguan
- Salvadoran
- Haitian
- Cuban
- Other

Totals by demographic groups (Jan - Mar 2024):

Presentations



Referrals



25% VENEZUELA
10% HONDURAS
10% GUATEMALA
10% ECUADOR
6% COLOMBIA

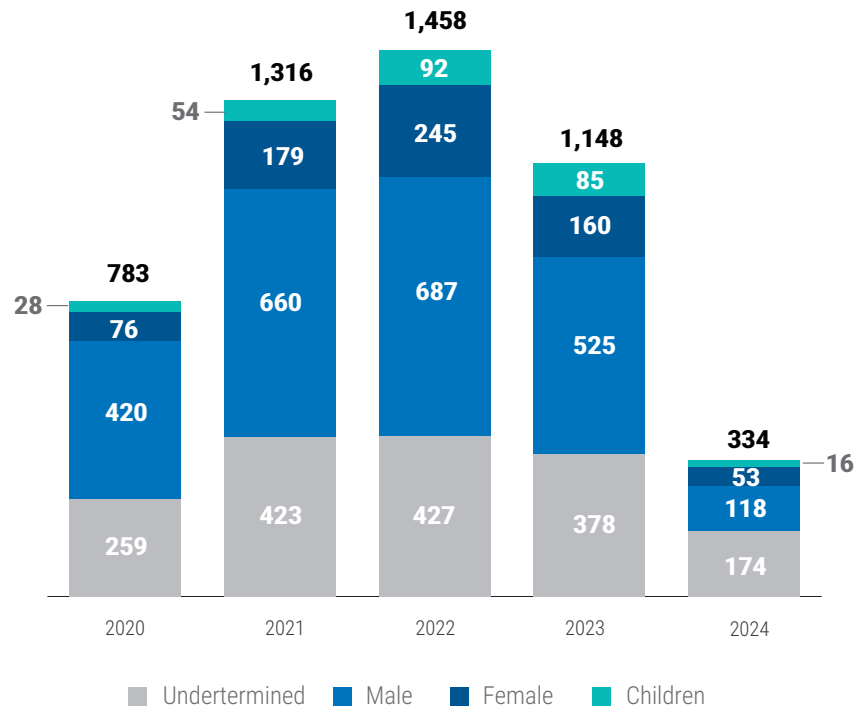
Main countries of origin from January to March 2024



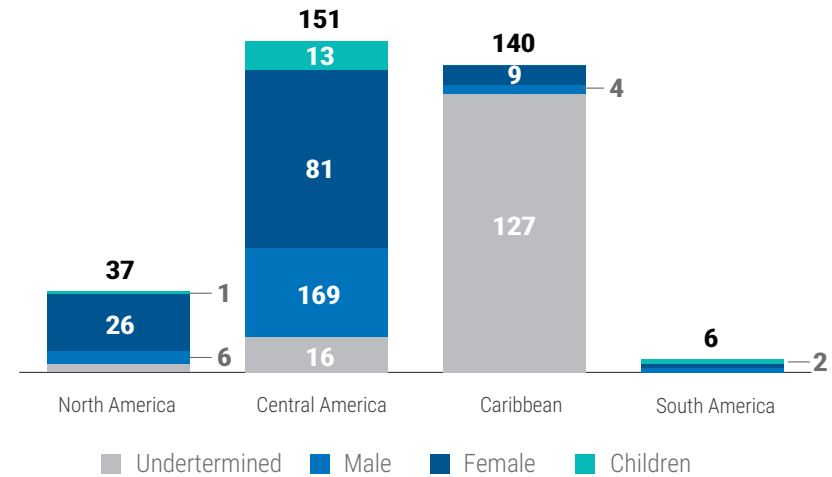
Missing migrants in the Americas

- Since IOM began monitoring deaths and disappearances of migrants and people on the move, between 2014 until 1 May 2024, 9,331 cases have been recorded in the region. Actual figures may be a lot higher as not all deaths are recorded ([MMP, 2024](#)).
- Since 2021, there have been incidents under investigation involving the discovery of invisible shipwrecks with presumed African migrants off the coast of the Americas, the latest of these incidents was the invisible shipwreck in Praia Ajuruteua Brazil including the 9 African migrants who died in this incident since 2021 there have been 94 lives lost due to incidents of this type ([Idem](#)).

Total of missing people on the move recorded in the Americas by sex and age group (2020-Mar 2024)



Total of missing people on the move recorded in the Americas by subregion, sex and age group, (Jan-Mar 2024)



Source: Missing Migrants Project, 2024

Source: Missing Migrants Project, 2024

Note: All data used is from the Missing Migrants Project database, accessed on 4/30/2024. All MMP data are updated on an ongoing basis, including in some cases retroactively for previous years as new data are reported



Asylum trends in Mexico

23,753

Individuals applied for asylum in Mexico in 2024, a decrease of 37% compared to 2022 (COMAR, 2024).



44% HONDURAS
22% CUBA
8% HAITI
7% EL SALVADOR
4% OTHER

Top countries of origin in 2024 (COMAR, 2024).



11 k

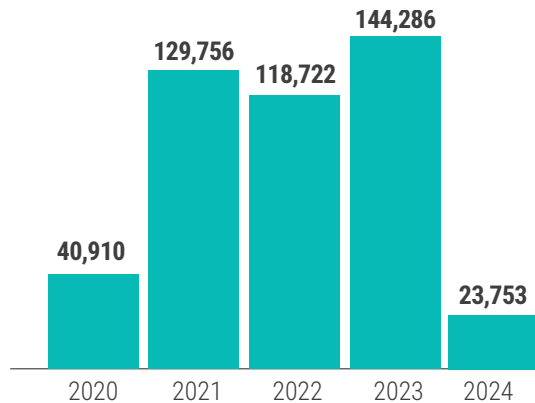
Asylum-seekers registered by UNHCR in Mexico in 2024.



68%

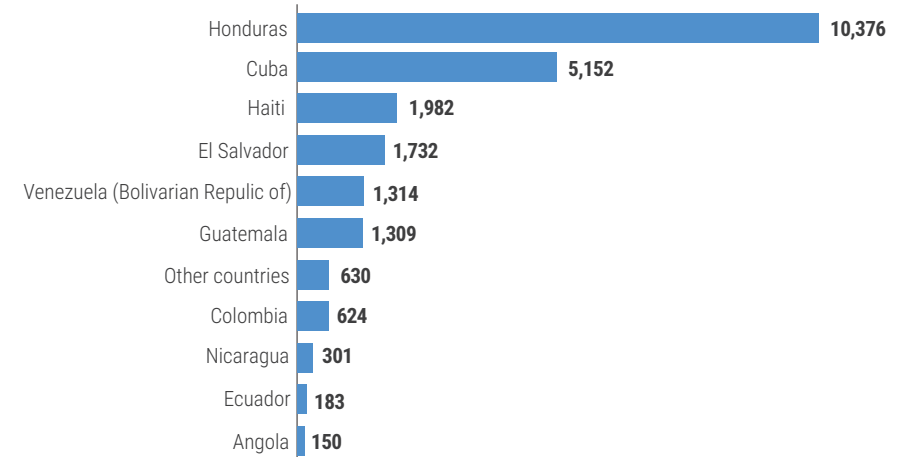
of asylum-seekers interviewed by UNHCR in Mexico in 2024, have specific protection needs.

Asylum Applications in Mexico 2020-2024 (all nationalities)



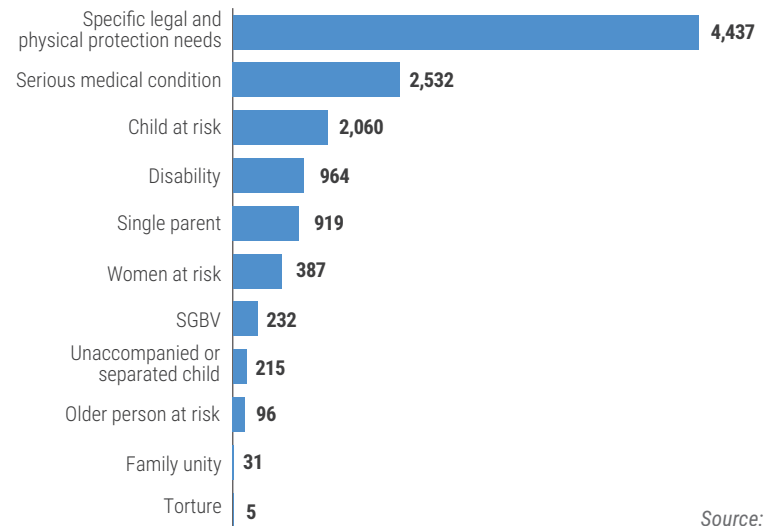
Source: COMAR, 2024

Top 10 Asylum applications in Mexico by country of origin in 2024



Source: COMAR, 2024

Mexico: Asylum-seekers with protection needs registered by UNHCR in 2024



Source: UNHCR, 2024



Mixed Movements Mexico



894

Individuals were interviewed by UNHCR between January and March 2024

Interviews took place in 18 cities across Mexico.



51% Men



48% Women

1% non-binary



34 Average age



58%

Reported that being a victim of violence, threats or intimidation was one of the main reasons to leave the country of origin.

37% cited lack of employment.



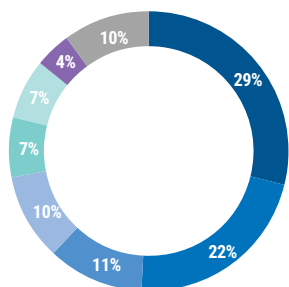
60%

Reported to have experienced protection incidents on the route.



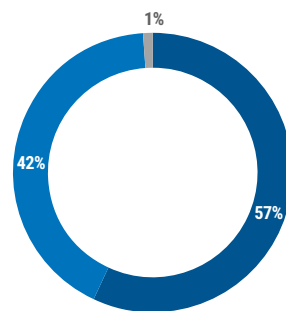
66%

Reported one of their main needs was food for their family.



Countries of origin

- Honduras
- Venezuela
- El Salvador
- Guatemala
- Cuba
- Colombia
- Nicaragua
- Other



Countries of intended destination

- United States
- Canada
- Other

Food security



46%

of people had food security issues in the last month.

31% have regularly skipped meals or 15% spent whole days without eating.



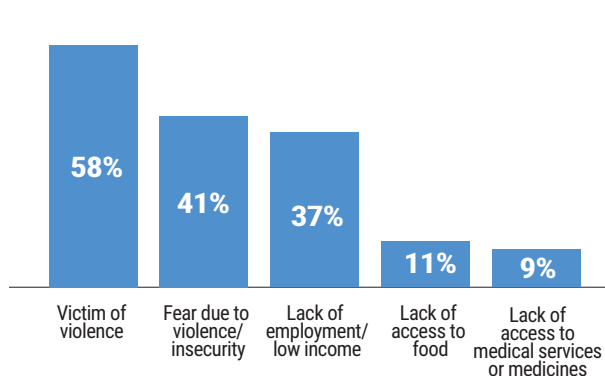
32%

Have an insufficient food consumption.

27% consumed one meal only and 5% none the day before the interview.

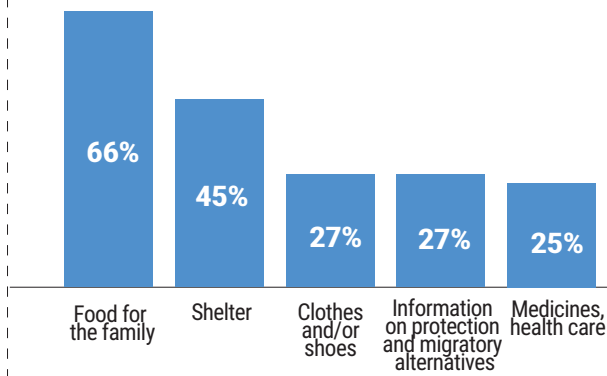
Main reasons to leave the country of origin

(More than one option could be selected)



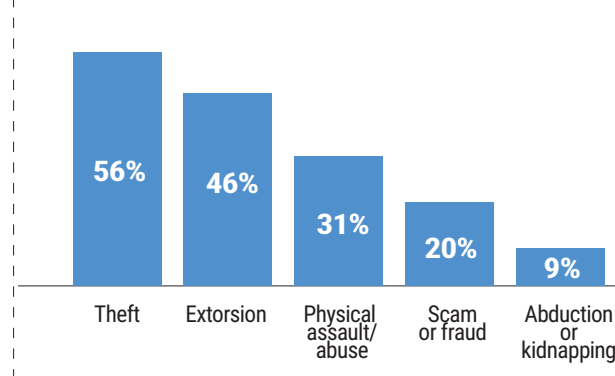
Main needs now and to continue the journey

(More than one option could be selected)



Main protection incidents in the route before arrival to Mexico

(579 people who suffered protection incidents)





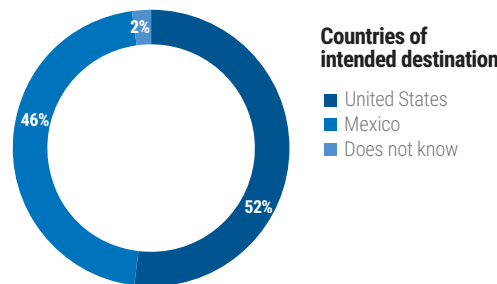
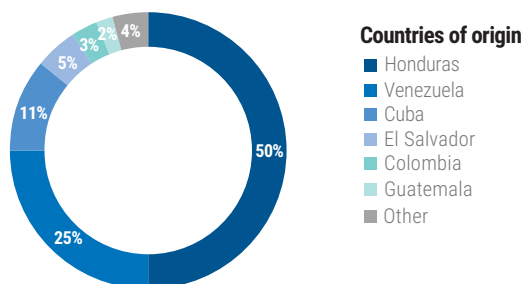
Mixed Movements Mexico South Border

314 Individuals were interviewed by IOM in Tapachula between January and March 2024.

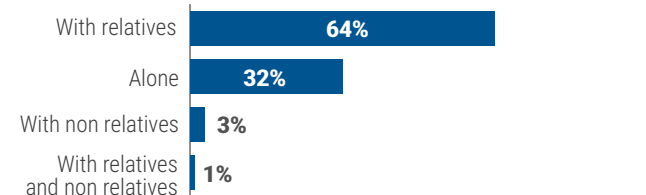
48% Men

52% Women

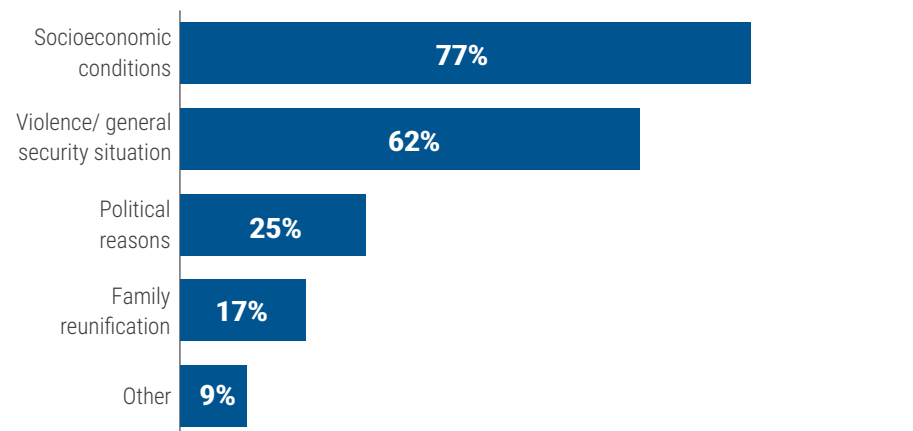
42% Were between 26 and 35 years old.



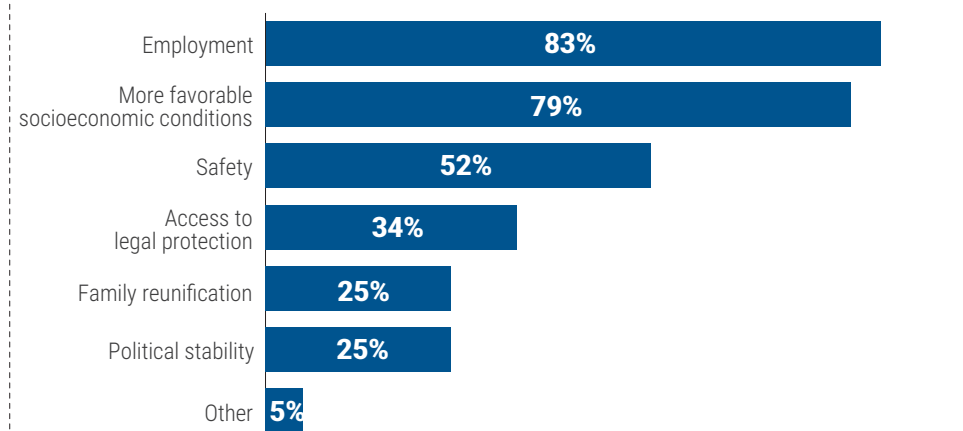
Travel group of interviewed individuals



Main reasons to leave the country of origin (More than one option could be selected)



Main reasons to choose country of destination (More than one option could be selected)





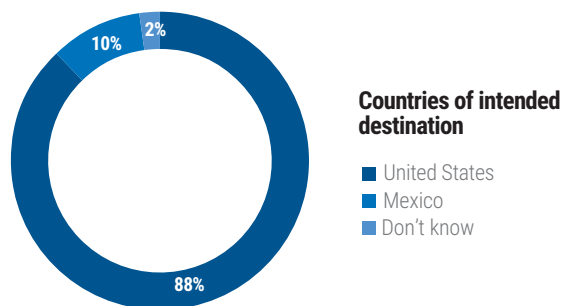
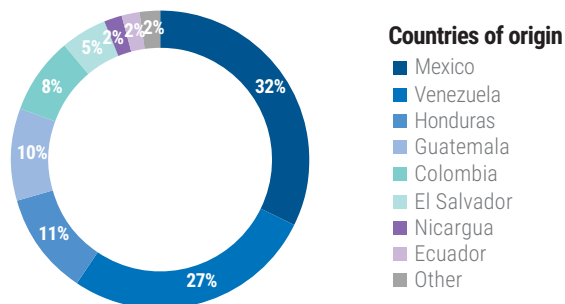
Mixed Movements Mexico North Border

563 Individuals were interviewed by IOM in Ciudad Juarez and Tijuana between January and March 2024.

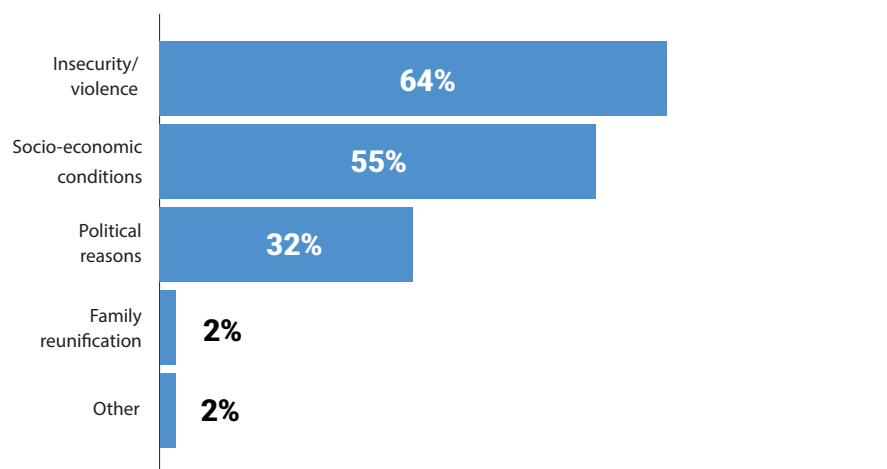
52% Men

48% Women

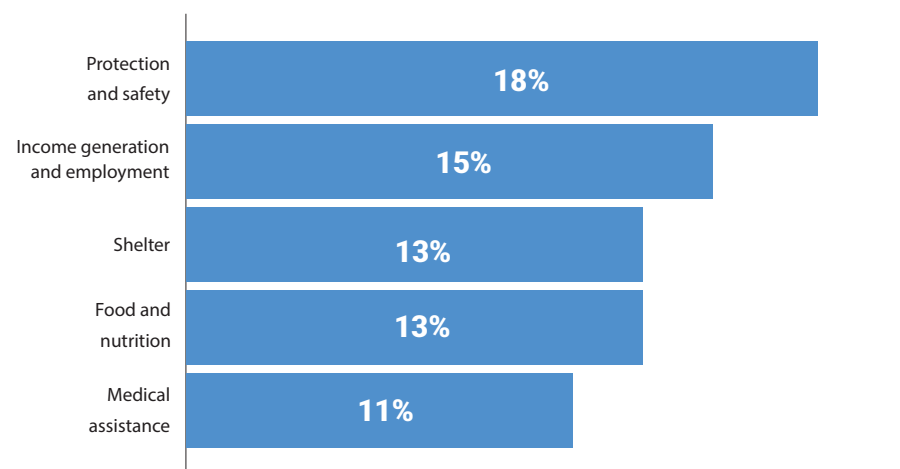
35 Was the average age



Main reasons to leave the country of origin (More than one option could be selected)



Main needs (More than one option could be selected)





Land Border Encounters in Southwest in United States

555,475

Encounters at the Southwestern United States border in Q1 2024

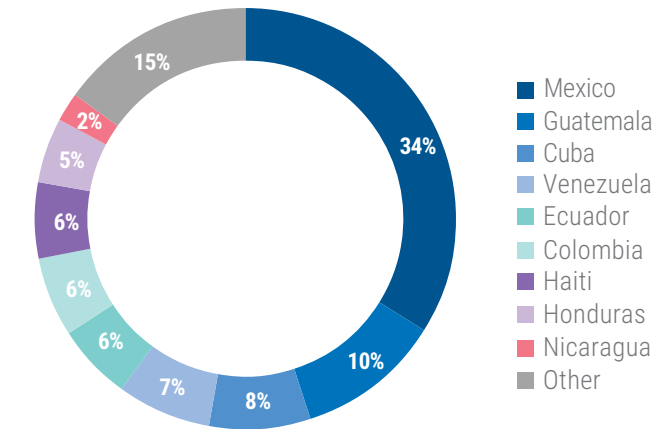
Encounters in Q1 2023 (507,237)



34% MEXICAN
11% GUATEMALAN
8% CUBAN
7% OTHERS
7% VENEZUELAN

Main nationalities from January to March 2024.

Main country of origin in United States Southwest land border encounters in 2024 (Jan - Mar)



60%

Were adults travelling alone and 35% moving in family units.

from January to March 2024



5%

Were unaccompanied children and adolescents.

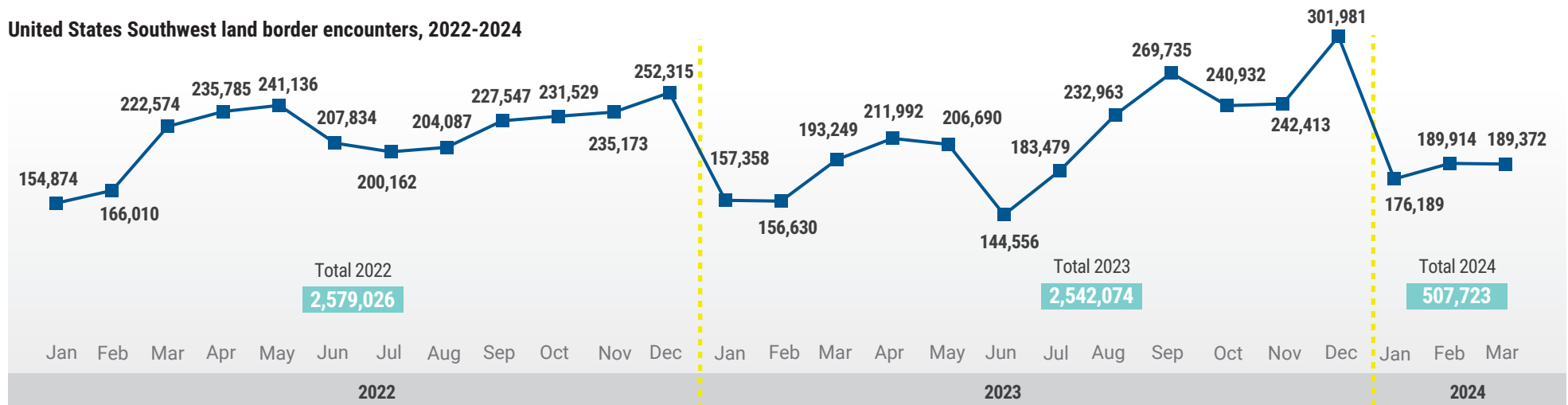
from January to March 2024



10%

Increase in the encounters from the first quarter of 2023 compared to the same period in 2024.

United States Southwest land border encounters, 2022-2024



Source: United States (U.S.) [Customs and Border Protection](#) (U.S.) Department of Homeland Security.



Returns to Northern Central American countries (El Salvador, Honduras and Guatemala)

42,901

Guatemalans, Hondurans and Salvadorians were returned from the United States, Mexico and other countries

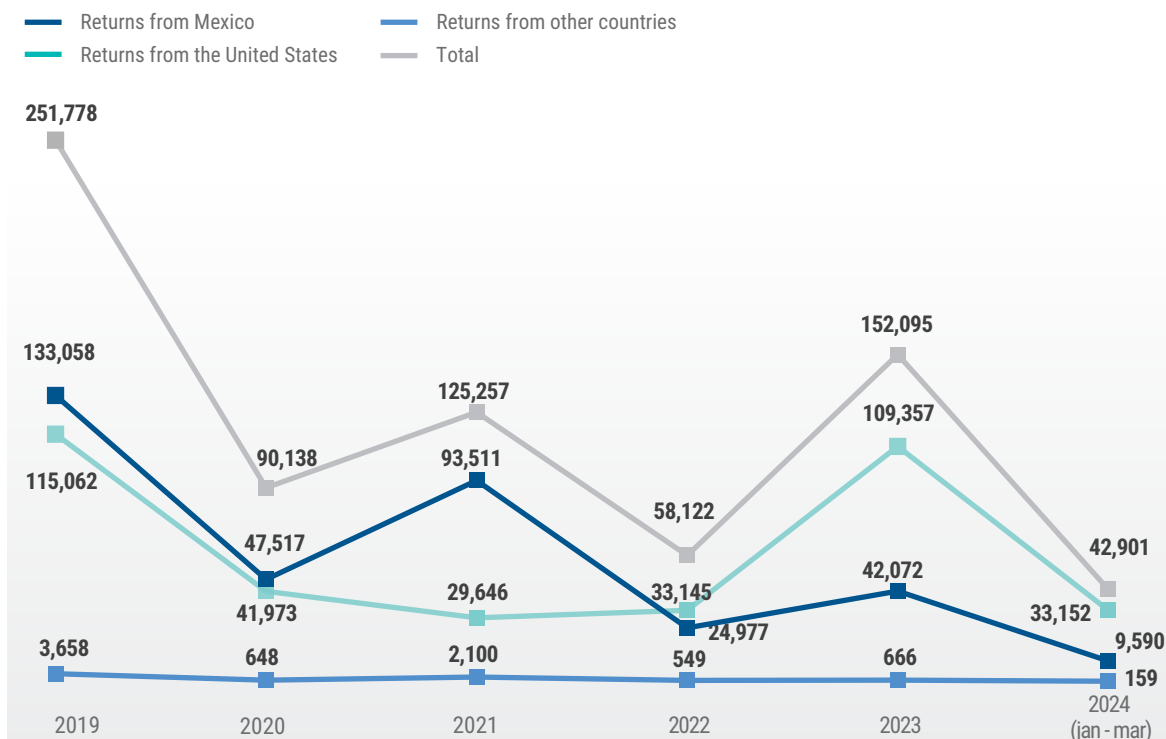
from January to March 2024.

1.5%

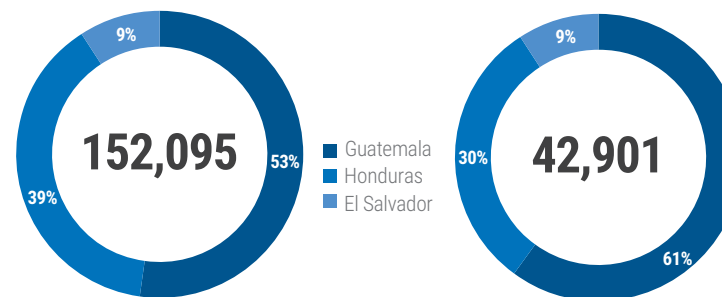
Increase in total returns from January to March 2024

in comparison to the same period in 2023.

Returns from Mexico, United States and other countries, 2019-2024 (January - March)



Returns by destination country 2023 (jan-dec) vs 2024 (jan-mar)



	Returns disaggregation 2023 (January - December)	Returns disaggregation 2024 (January - March)
	58% (88,958) Men	65% (28,065) Men
	22% (33,109) Women	22% (9,472) Women
	20% (30,028) Children and adolescents	13% (5,364) Children and adolescents

Source: IOM, [Unidad de información para los países del norte de Centroamérica Dashboard](#), 2024.



Mixed Movements Colombia

740 people in transit daily

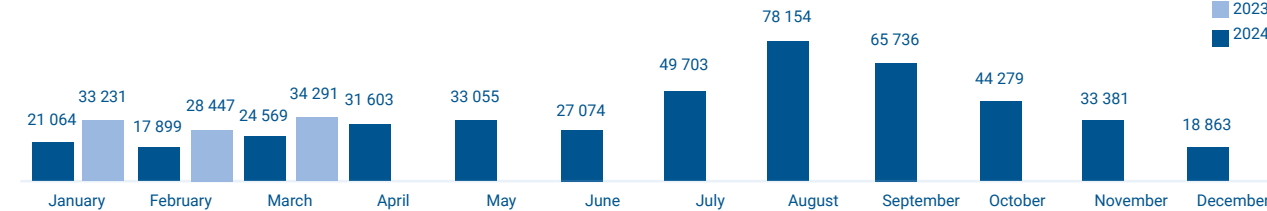
51,06%

increase in irregular flow in the first quarter compared to the previous year.

Colombia - Panamá Border

Irregular Flows - Departures

Darien region- Source: Migración Colombia



Nationalities

62% Men
69,42% Venezuelan
8,82% Ecuadorian
7,6% Haitian
5,59% Chinese

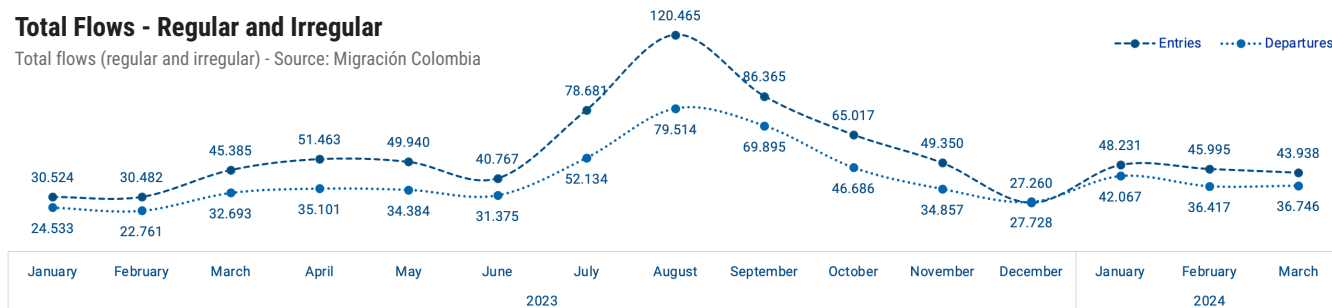


38% Female

Colombia - Venezuela Border

Total Flows - Regular and Irregular

Total flows (regular and irregular) - Source: Migración Colombia



1 381 people entries daily
16,84% increase in total flow in the first quarter compared to the previous year.

Type of flow 2024 Q1

Irregular 58% **Regular 42%**

Colombia - Ecuador Border

Total Flows - Regular and Irregular

Total flows (regular and irregular) - Source: Migración Colombia



383 people in transit daily
28,52% in total flow in the first quarter compared to the previous year.

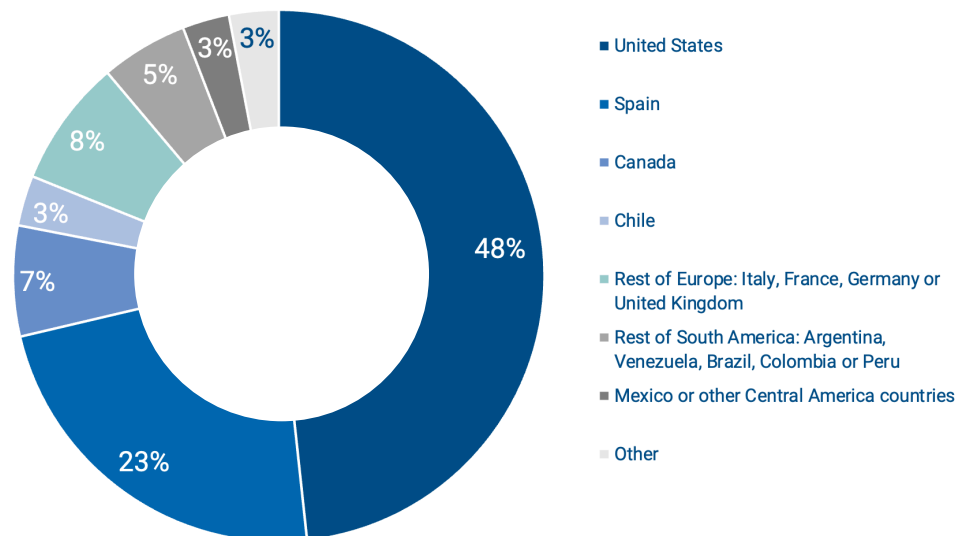
Type of flow 2024 Q1

Irregular 43% **Regular 57%**



Mixed Movements Ecuador

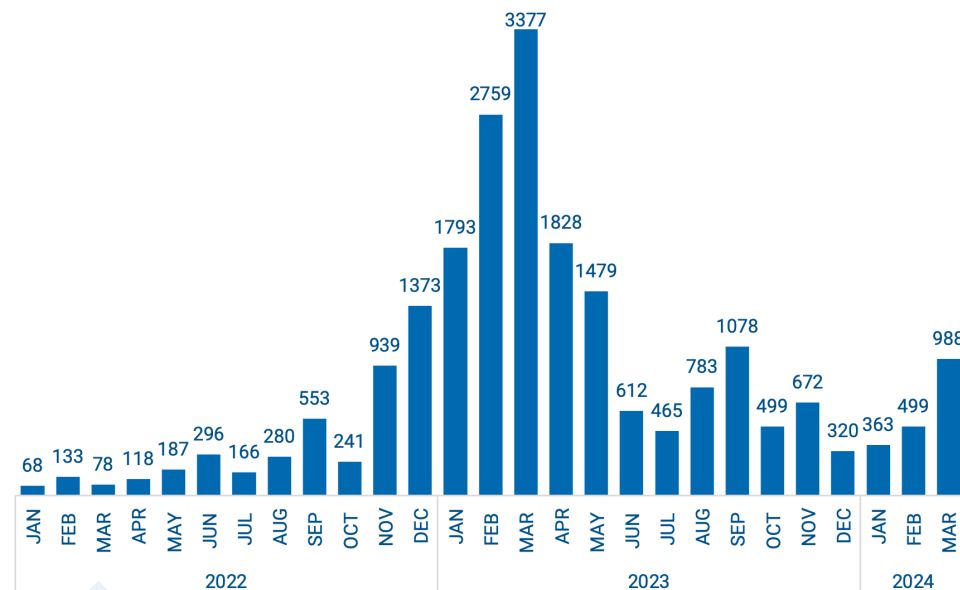
Intended country of destination



Based on DTM data collected between January and March 2024:

- **12 per cent** of the Ecuadorian population has an intention to migrate abroad in the coming 12 months; **65 per cent** of this share point out as main reason the search of work opportunities.
- **19 per cent** gets information about routes and travel options by **social networks, web pages** or information posted in **public spaces**.
- Considering the main risks faced by those choosing to remain in Ecuador, **13 per cent** stated they felt at risk due to **the general situation of violence and insecurity in the country**, 10 per cent reported difficulty in securing employment necessary for their subsistence, while 69 per cent indicated they did not perceive any risks.

Returns to Ecuador



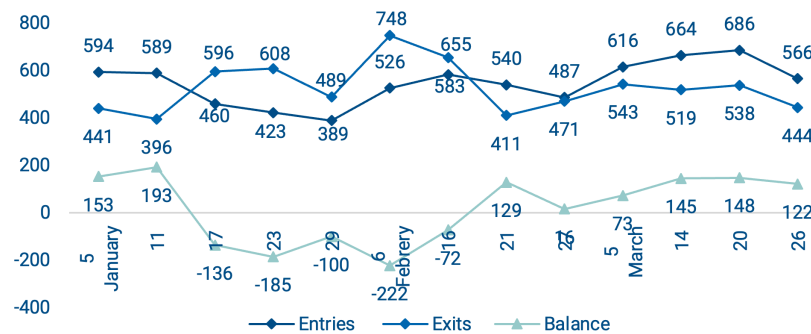
- Between January and March 2024, the Ecuadorian Government **received 1,850 returns of Ecuadorians** mainly from the United States (99%); less than 1 per cent were deported from countries like El Salvador, Costa Rica, Panama and Peru.
- The number of returns in this period of the year is 77 per cent smaller than the amount registered in the same period of 2023 (7,929 deportees).
- However, since December 2023 an increasing monthly trend is observed with a 50 per cent average monthly increase.



Mixed Movements Peru

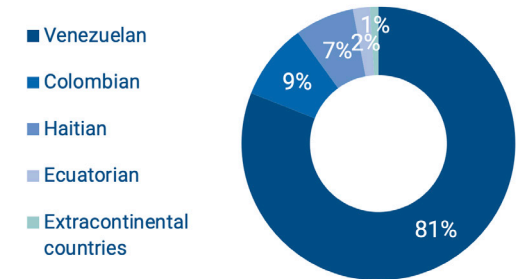
Irregular entries and exits through the border with Ecuador, Chile and Plurinational State of Bolivia

In the fourth quarter of 2024, there was a 15% decrease in entries and a 10% decrease in exits of migrants and refugees compared to the same period in 2023. The number of entries fell from 77,040 to 65,760, while exits dropped from 70,200 to 63,360. The predominant nationalities among these populations were Venezuelan at 81%, Colombian at 9%, and Haitian at 7%.



Source: DTM Peru, March 2024.

Main nationalities



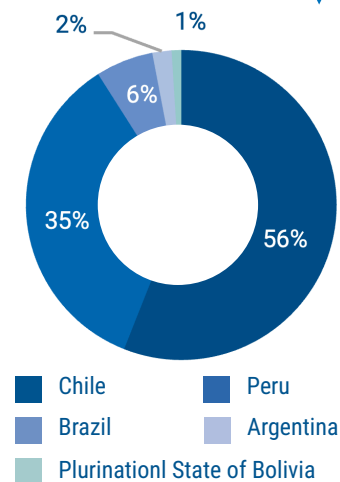
Source: DTM Peru, March 2024.

According to the records during the observed period, 210 cases of population from extracontinental countries (1%) were recorded: Angola (112), Bangladesh (29), Cameroon (21), Republic of Congo (15), Nepal (14), Ghana (12), and others (7).

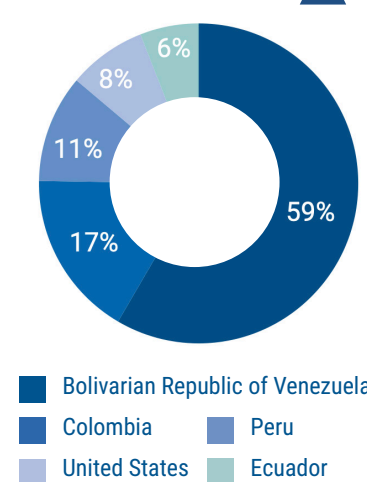
Country of Destination

Data from the IOM's Displacement Tracking Matrix (DTM) collected between January and March 2024 indicates that for individuals entering through Peru's northern border at Tumbes, Chile and Peru are the primary destinations, receiving 56 per cent and 35 per cent of refugees and migrants, respectively. Brazil is the third most common destination, with 6 per cent. On the other hand, for those departing from Peru through the northern border, Venezuela is the primary destination for 59 per cent of the migrants, and Colombia is the destination for 17 per cent.

Flow from north to south



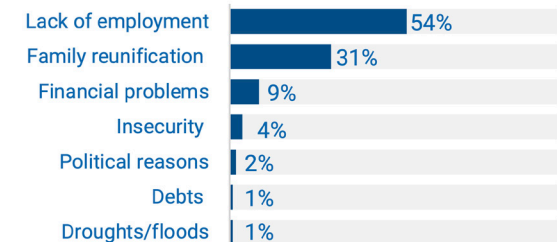
Flow from south to north



Source: DTM Peru, March 2024.

Reasons to leave country of origin

*The response per centages can add up to more than 100% (multiple choice)





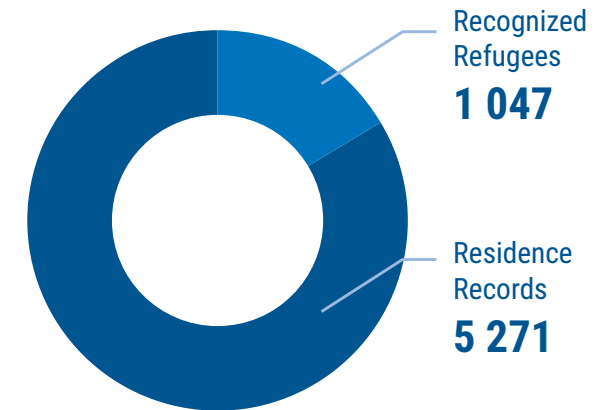
Mixed Movements Brazil

Afghans on the move

The Brazilian Government, through Interministerial Order MJSP/MRE No. 24 (September 3, 2021), established visa and humanitarian residence authorization processes for Afghans, stateless individuals, and those affected. Interministerial Order No. 42 (September 22, 2023) updated this regulation, linking temporary visas to the capacity for reception by civil organizations with cooperation agreements. Temporarily, the issuance of humanitarian reception visas for Afghans is suspended until the publication of the MJSP notice, although those with valid visas can enter the country. From January 2024 to February 2024, the following data is reported:

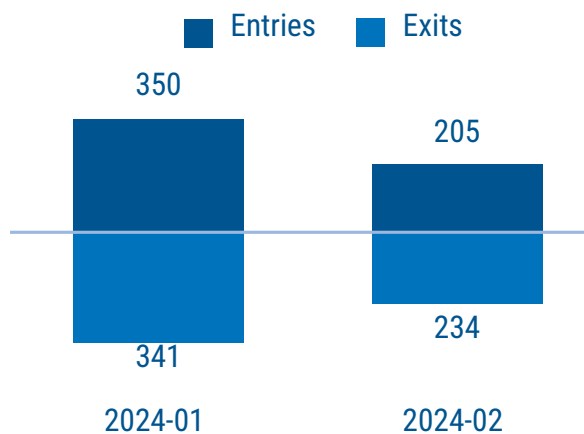
Source: Compiled by OBMIGRA based on data provided by the Federal Police, National Immigration Registry System (SISMIGRA), September 2021 to February 2024.

Regular Pathways for Afghan nationals (asylum and migratory regularization)



Entries and Exits

January 2024 to February 2024



Source: Compiled by OBMIGRA based on data provided by the Federal Police, National Immigration Registry System (SISMIGRA), September 2021 to February 2024.

Population pyramid

January 2010 – February 2024

Source: Compiled by OBMIGRA based on data provided by the Federal Police, National Immigration Registry System (SISMIGRA), September 2021 to February 2024.

